

# Year 11 (2016/2017) Actual Results P8 Estimate 262

Whole Cohort

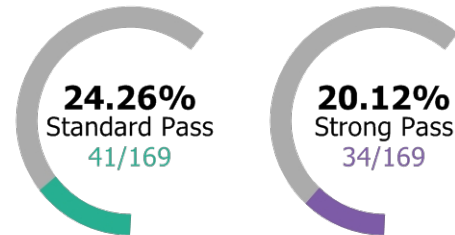
## Pupils

169 Pupils 90 Boys 79 Girls

## Baccalaureate

73

73 Pupils Entered - 43.2%



## Baccalaureate Subjects

	Eng	Ma	Sci	Hums	Lang
<b>Entries</b>	167	168	148	165	79
	99%	99%	88%	98%	47%
<b>Standard</b>	152	133	118	108	48
	90%	79%	70%	64%	28%
<b>Strong</b>	127	100	-	-	-
	75%	59%	-	-	-

## Baccalaureate APS

4.3 5.3 6.02 6.3

All Entered Standard Strong

## English

Entries	9 to 7	9 to 5	9 to 4	
167	48	127	152	
<b>Pupils</b>	98.82%	28.40%	75.15%	89.94%
<b>Entries</b>	-	28.74%	76.05%	91.02%

## Maths

Entries	9 to 7	9 to 5	9 to 4	
168	36	100	133	
<b>Pupils</b>	99.41%	21.30%	59.17%	78.70%
<b>Entries</b>	-	21.43%	59.52%	79.17%

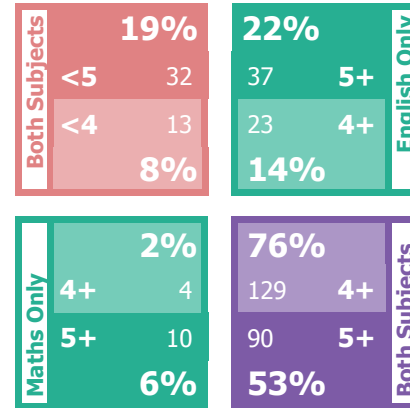
## Science

	Entries	Pupils	Entries
<b>1 Science</b>	149	88.17%	-
A* to C:	129	76.33%	86.58%
<b>2 Sciences</b>	148	87.57%	-
A* to C:	118	69.82%	79.73%
<b>3 Sciences</b>	104	61.54%	-
A* to C:	85	50.30%	81.73%
<b>Bio/Chem/Phys</b>	102	60.36%	-
A* to C:	83	49.11%	81.37%

## MFL

	Entries	Pupils	Entries
<b>1 MFL Entry</b>	86	50.89%	-
A* to C:	58	34.32%	67.44%
<b>2 MFL Entries</b>	13	7.69%	-
A* to C:	10	5.92%	76.92%

## English & Maths Threshold

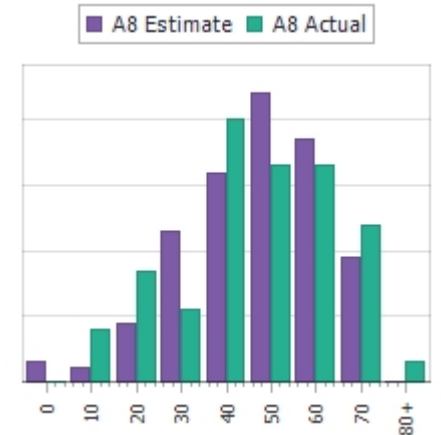


167 Pupils Entered - 98.82%

## Entries

<b>9 to 8 - inc A*'s</b>	(7.11%)
125	
<b>9 to 7 - inc A*-A</b>	(25.55%)
449	
<b>9 to 5 - inc A*-B</b>	(55.32%)
972	
<b>9 to 5 - inc A*-C</b>	(72.74%)
1278	
<b>9 to 4 - inc A*-C</b>	(77.97%)
1370	
<b>Total</b>	<b>Average</b>
1757.00	10.40

## Progress 8



	A8	P8
English	10.96	+0.05
Maths	9.93	-0.26
EBac	13.86	-0.33
Other	16.5	+0.01

<b>Overall</b>	<b>51.24</b>	<b>-0.14</b>
<b>Entries</b>	166	98.22%

## Performance

	Pupils	Percent
<b>5 A* to C</b>	136	80.47%
Inc EnMa (4+):	127	75.15%
Inc EnMa (5+):	90	53.25%
<b>5 Grade 5+</b>	96	56.80%
Inc EnMa:	83	49.11%