

Year 11 (2011/2012) Actual

Whole Cohort

Pupils

Total number of students	170
Students not included	0
Students included in analysis	170






Performance

5 A* to A	47	27.65 %
5 A* to B	107	62.94 %
5 A* to C	146	85.88 %
Inc EnMa:	120	70.59 %
5 A* to G	169	99.41 %
Inc EnMa:	167	98.24 %
1 A* to G	169	99.41 %
Any Grades	169	99.41 %






Entries

Achieved A*	189	9.31 %
Achieved A* to A	549	27.03 %
Achieved A* to B	1074	52.88 %
Achieved A* to C	1502	73.95 %
Total Entries	2031.00	
Weighted:	2034.50	
Average / Pupil	11.95	










English

Entries	169	99.41 %	
A* to A	45	26.47 %	 26.63 % 
A* to C	144	84.71 %	 85.21 % 






Maths

Entries	169	99.41 %	
A* to A	45	26.47 %	 26.63 % 
A* to C	124	72.94 %	 73.37 % 







Science

1 Science	168	98.82 %	
A* to C:	152	89.41 %	 90.48 % 
2 Sciences	168	98.82 %	
A* to C:	148	87.06 %	 88.10 % 
3 Sciences	129	75.88 %	
A* to C:	117	68.82 %	 90.70 % 

MFL

Entries	166	97.65 %	
1 A* to C MFL	79	46.47 %	 47.59 % 
1 A* to G MFL	165	97.06 %	 99.40 % 

Subject Related

English Baccalaureate	
Entered:	140 82.35 % 
Achieved:	65 38.24 %  46.43 % 
A* to C In Eng + Ma	121 71.00 % 
With Science:	115 67.65 % 
With Two Sciences:	114 67.06 % 

APS

Points Per Pupil	495.85	362.69
5A* to C inc EnMa	546.12	392.54
Points Per Entry	41.51	45.67
5A* to C inc EnMa	45.32	49.07

Levels of Progress

	English	Maths
3+ Levels	129 (80.12%)	93 (100.00%)
4+ Levels	70 (43.48%)	45 (48.39%)
5+ Levels	13 (8.07%)	17 (18.28%)
Excluded	9	77

Progress8

Entries	155	Entries	157
Progress8	-0.37	Score	1044.00
Attainment8	5.18 (B/C)	Shrinkage	0.94

Value Added

 % of Total Pupils  % of Entrants